
INVESTOR PRESENTATION S1 2024

BANQUE ET CAISSE D'EPARGNE DE L'ETAT, LUXEMBOURG

September 2024

[SPUERKEESS.LU](https://www.spuerkeess.lu)



Disclaimer

This presentation does not, in any jurisdiction, including without limitation in the U.S., constitute or form part of, and should not be construed as, any offer for sale of, or solicitation of any offer to buy, or any investment advice in connection with, any securities of Banque et Caisse d'Épargne de l'État, Luxembourg (hereafter "Spuerkeess"), nor should it or any part of it form the basis of, or be relied on in connection with, any contract or commitment whatsoever. It is not intended to be relied upon as advice to investors or potential investors, who should consider seeking independent professional advice depending upon their specific investment objectives, financial situation or particular needs.

No representation or warranty, express or implied, is or will be made by Spuerkeess, its directors, officers or advisors, or any other person, as to the accuracy, completeness or fairness of any information, including projections, estimates, targets and opinions, contained in this presentation, and any reliance you place on them will be at your sole risk. No liability whatsoever is accepted as to any errors, omissions or misstatements contained herein.

This presentation includes or may include "forward-looking statements" relating to the business, financial performance and results of Spuerkeess and/or the business activities in which Spuerkeess operates. All statements other than statements of historical fact included in this presentation, including without limitation those regarding Spuerkeess's financial position, business strategy, plans and objectives are forward-looking statements. Such forward-looking statements, including assumptions, opinions and views of Spuerkeess or cited from third-party sources, involve known and unknown risks, uncertainties and other important factors that could cause the actual results, performance or achievements of Spuerkeess to be materially different from future results, performance or achievements expressed or implied by such forward-looking statements. Such forward-looking statements are based on numerous assumptions and such assumptions may or may not prove to be correct. These forward-looking statements speak only as at the date of this presentation. Forward-looking statements contained in this presentation regarding past trends or activities should not be taken as a representation that such trends or activities will continue in the future. Spuerkeess, its directors, officers and advisors, or any other person, do not undertake any obligation to update or revise any forward-looking statements, whether as a result of new information, future events or otherwise.

Spuerkeess makes every effort to ensure the contents of this presentation have been compiled from sources believed reliable. Opinions, estimates and projections contained in this presentation are those of Spuerkeess as of the date of establishment of the presentation and may be subject to change without notice. This presentation or any part of it may not be reproduced, distributed or published without the prior written consent of Spuerkeess.




Contents

- 1. Overview**
- 2. Financial Performance**
- 3. Guidelines for Profit Distribution**
- 4. Asset Quality**
- 5. Solvency and Liquidity**
- 6. Sustainability**

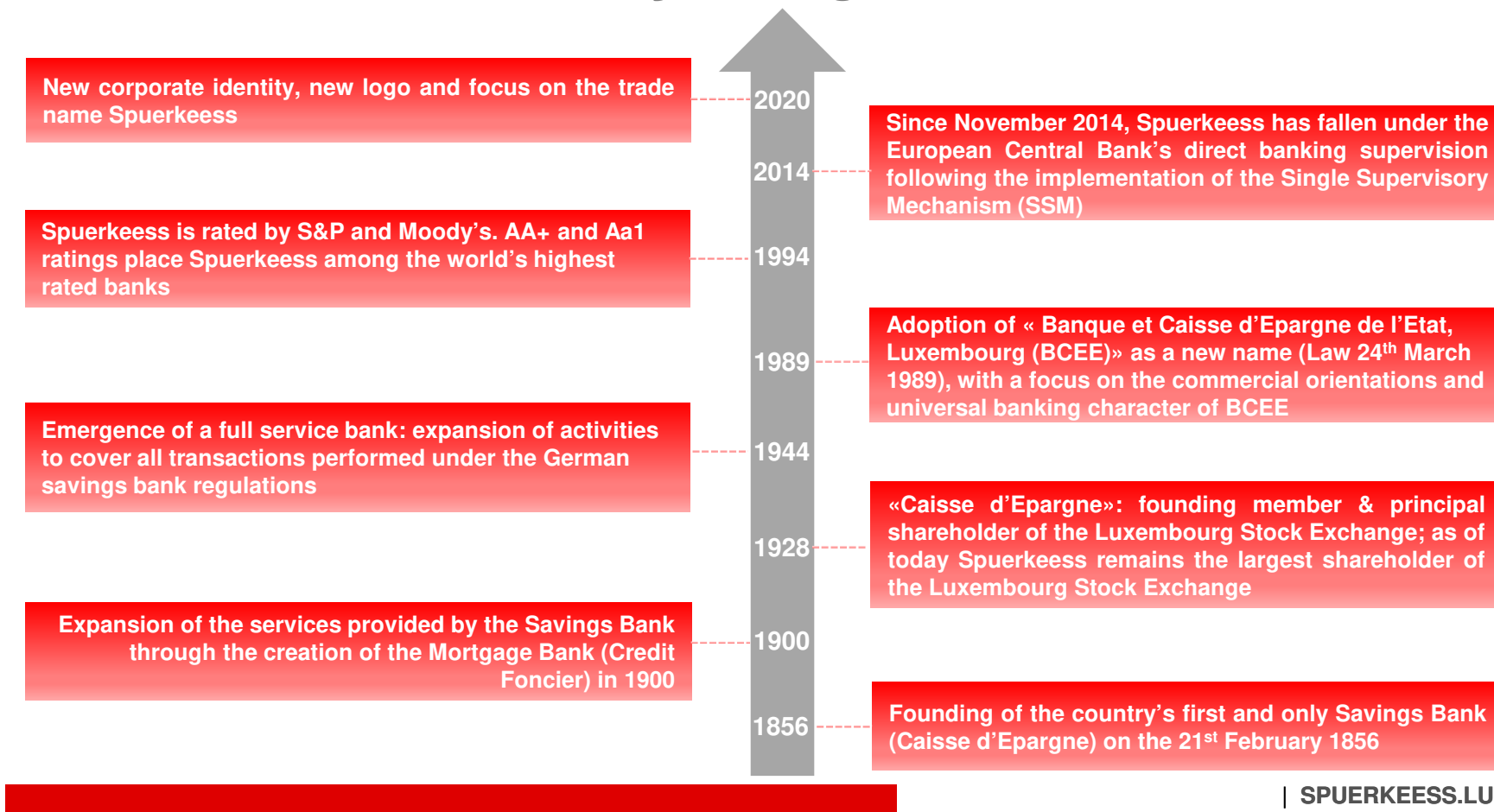


1. Overview





Overview – History at a glance





Overview – About us, your bridge to life

6

- A trusted partner: tradition and banking innovation since 1856
- A partner of proximity: the largest network of bank branches and self-banking spaces in Luxembourg
- Designated O-SII in Luxembourg
- 100% owned by the State of Luxembourg since its foundation
- Universal bank covering the whole range of banking activities
- Very strong credit ratings (AA+ S&P / Aa2 Moody's)
- Focused on Luxembourg and its surrounding regions for B2B and B2C activities
- 1,850+ employees to meet and exceed expectations of our customers
- Digital banking leader in Luxembourg and excellent international ranking through constant digital innovation
- Awards:
 - “Sustainable Finance” Award 2024
 - “Best Bank in Luxembourg” Award 2024”





Overview – Strategy

3 key cornerstones of the strategic plan “Spuerkeess 2025”:

Spuerkeess’ Board of directors approved our 5 year strategic plan “Spuerkeess 2025” as of end 2020. The strategy revolves around customer centricity, by leveraging on solid value propositions to meet our customers’ expectations.



An offer based on dedicated value propositions



A customer-centric strategy



A governance that includes monitoring of the strategic plan

The objectives of the strategic plan are to :

- confirm and strengthen our position as a leader in the Luxembourgish banking sector and remain a partner of choice for customers in all business segments by 2025
- maintain and strengthen our brand and reputation
- develop new bundles of products and services in a customer centric way
- expand and improve our digital offer and distribution channels (S-Net; Spuerkeess Direct; Branch network)
- continue the internal transformation / optimization in order to reduce operational costs and prepare the bank of tomorrow
- adopt a role as “Transition Enabler” to raise awareness among our clients and to support them in their projects that help shape a more sustainable economy



Overview – Business model & commercial activities

➤ Spuerkeess has continuously played an important role in the country's economic and social development. Its mission statement is defined by the Organic Law of the 24th March 1989 and requires Spuerkeess i) to contribute through its financing activities to the economic and social development of the country and ii) to promote all forms of savings.

Retail Banking

- Spuerkeess is the leading player for retail banking services in Luxembourg (48% of market share)⁽¹⁾
- Socially responsible lender -> #1 Bank in the local retail mortgage market (57% of market share)⁽¹⁾
- Spuerkeess provides a full range of daily banking services as well as tailor made investment and lending services for Retail and Private Banking clients
- Spuerkeess emphasizes a strong internal and external digital innovation culture to improve customer experience and simplify work processes
- Multi-channel points-of-entry (S-Net; Spuerkeess Direct; Branches; ATMs) - 100% online account opening

SME & Corporate Banking

- Highest market share for SME banking services (28% of market share)⁽²⁾; key partner for the development of local business
- «One-stop shop» for SMEs & Corporates providing daily management, financing, investment and cash management services
- Tailor made advice and support throughout the company lifecycle
- Long-term reference partner for local and international SMEs & Corporates offering customized and flexible financing solutions

Institutional & Public Sector Banking

- Long lasting relationships with international and local institutional customers and public-supranational institutions
- Extensive experience in servicing institutional clients, offering innovative and diversified solutions to a broad range of fund regimes, Asset and Wealth Managers as well as Financial Market Intermediaries (i.e. insurance companies; Family Offices; specialised investment vehicles)
- Strong local anchor among the public sector and supranational institutions, while maintaining an international perspective
- Tailor made solutions such as custody, payment services and brokerage

Global Markets

- Dedicated solutions for financial markets' professionals
- Strong position of Spuerkeess as a trusted partner with value added services, stretching from traditional capital market products to complex derivatives and structured products. Spuerkeess Global Markets is positioned as a one-stop-shop for clients, encompassing execution, structuring-financing, clearing, custody and reporting

(1) TNS ILRES Bank 2023
(2) TNS ILRES 2022 for SME



Overview – Key strategic holdings⁽¹⁾

Aware of its mission statement to support the country's economic and social development, Spuerkeess holds equity interests, directly or indirectly, in key sectors of Luxembourg's economy. Spuerkeess also strives to support the start-up and development of businesses with an interest in Luxembourgish economy.

| Investment in associates | Business | % of capital held as of 30/06/24 |
|--|------------------------------|-----------------------------------|
| LaLux Group S.A. | Insurance | 40,00 |
| Luxair S.A. | Air transport | 21,81 |
| Société de la Bourse de Luxembourg S.A. | Financial Services | 25,35 |
| LuxHub S.A. | Financial Services | 32,50 |
| Luxconstellation S.A. | Financial Services | 30,00 |
| i-hub S.A. | Financial Services | 20,00 |
| Visalux S.C. | Financial Services | 40,90 |
| Europay Luxembourg S.C. | Financial Services | 30,00 |
| Société Nationale de Circulation Automobile S.à r.l. | Automotive services | 20,00 |
| Subsidiaries | Business | % of voting rights as of 30/06/24 |
| Spuerkeess Asset Management S.A. | UCI Management company | 100,00 |
| Lux-Fund Advisory S.A. | Investment advice | 88,35 |
| Luxembourg State & Savings Bank Trust Company S.A. | Acquisition of shareholdings | 100,00 |
| Spuerkeess Ré S.A. | Reinsurance | 100,00 |
| Bourbon Immobilière S.A. | Real estate | 100,00 |

(1) Consolidated Balance sheet data as of 30/06/2024.



Overview – 2024 S1 Key figures⁽¹⁾



Total Balance sheet size

EUR billion

54,2

-3,5% as compared to Dec 2023



Net Income⁽²⁾

EUR million after tax

251,9

+14,5% as compared to June 2023



Common Equity Tier 1 Capital ratio %⁽³⁾

23,67

+1,89pp as compared to Dec 2023



BANK DEPOSIT

Client deposits

EUR billion

40,4

+0,8% as compared to Dec 2023



Net Interest Margin

EUR million

412,3

+14,3% as compared to June 2023



Spuerkeess⁽⁴⁾

#1 Retail Bank in Luxembourg
Largest ATM & branch network
Best Investment Bank & Sustainable Finance
Luxembourg 2023, "Best Bank in Luxembourg
2024" during the "Sustainability Awards 2023"
"Best Bank Awards 2024" by Global Finance



Client loans

EUR billion

27,3

+1,2% as compared to Dec 2023



Net Fees & Commissions

EUR million

93,8

-2,2% as compared to June 2023



(1) S1 2024 Consolidated Balance sheet data

(2) Net income after minority interest

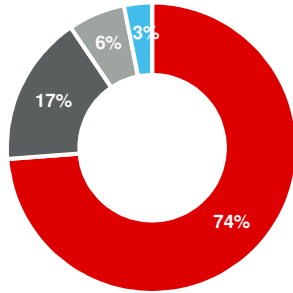
(3) Pillar 3 Non-consolidated Half-year Report as of 30/06/2024, excluding 2024 net profit

(4) TNS ILRES Banking survey 2023 / Global Finance



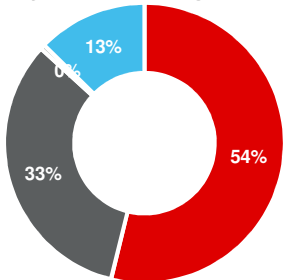
Overview – 2024 S1 Commercial activities ⁽¹⁾

Spuerkeess - Revenues 2024 S1



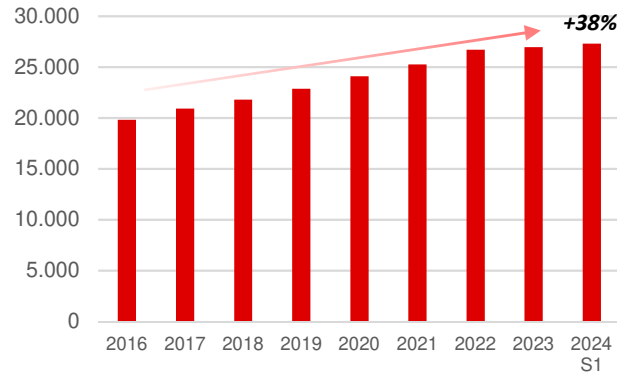
- Net Interest Income
- Commissions & Fees Income
- Investment Income (Dividends)
- Other Income

Spuerkeess - Revenues 2024 S1 by customer segment

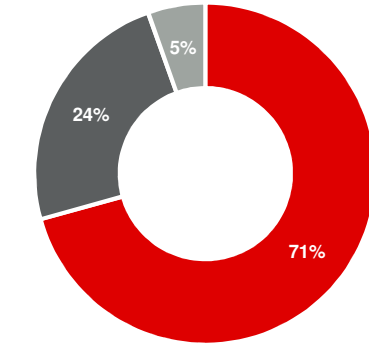


- Retail and Private Banking
- Corporate, Public Sector and Institutional Banking
- Global Markets
- Investments Corporate Center

Loans - Customers (in EUR million)

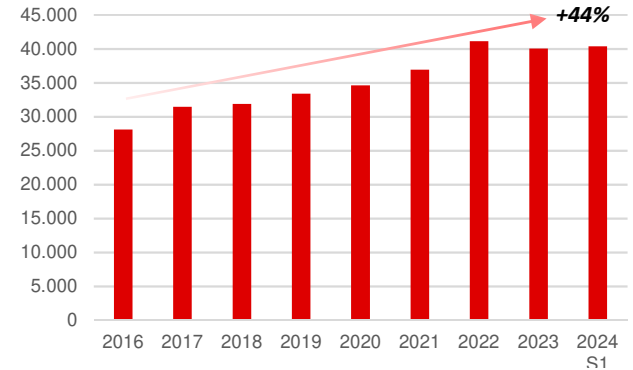


2024 S1 - Loans by customer segment

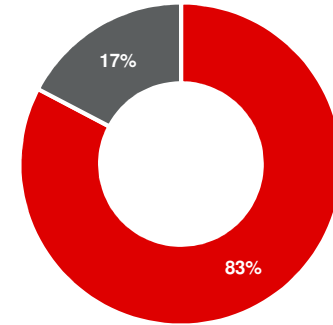


- Retail
- Corporates
- Public Sector

Deposits - Customers (in EUR million)



2024 S1 - Deposits by customer segment



- Private sector (incl. Retail; Corporates; Institutionals)
- Public sector

(1) Consolidated Balance sheet data as of 30/06/2024



2. Financial Performance





Financial Performance – Income Statement⁽¹⁾

| Consolidated Income Statement - in EUR million | June-23 | June-24 |
|---|---------------------|---------------------|
| Interest income | 360,9 | 412,3 |
| Income from securities | 44,5 | 35,5 |
| Fees and commission income | 95,9 | 93,8 |
| <u>Income from interest, dividends and commissions</u> | <u>501,3</u> | <u>541,6</u> |
| Other Income (i.e. Income from financial instruments & Exchange Gains/Loss) | 26,4 | 12,6 |
| Other Operating Income - Expenditures | 6,5 | 4,9 |
| <u>Bank Margin</u> | <u>534,2</u> | <u>559,0</u> |
| Operating Expenses (Staff ; General & Admin; DGS; Allowances) | -246,2 | -239,2 |
| <u>Income after General Expenses</u> | <u>287,9</u> | <u>319,9</u> |
| Net allowances for impairment & Provisions | -51,8 | -27,7 |
| Profit from equity-accounted associates | 25,4 | 24,0 |
| <u>Income before Taxes and Non-Current Assets</u> | <u>261,5</u> | <u>316,2</u> |
| Taxes, Non-Current Assets & Minority Interests | -41,4 | -64,3 |
| <u>Net Income for the Year (after minority int).</u> | <u>220,0</u> | <u>251,9</u> |
| Cost-income ratio | <u>46%</u> | <u>43%</u> |

As of June 2024, Spuerkeess' Bank Margin, at EUR 559 million, was up 24,9 million (+4,7%) YtD as compared to June 2023.

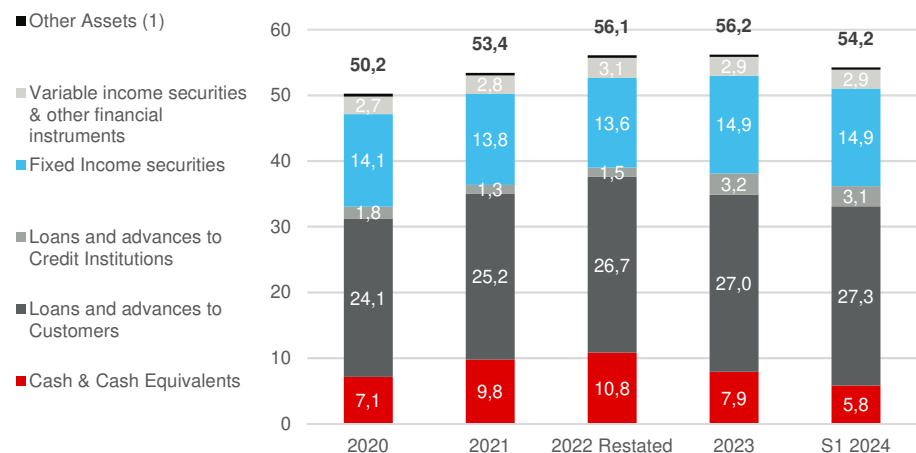
- Core business revenues increased in S1 2024, mainly driven by interest income. The Bank's Net Interest Margin rose by 14,3% or EUR +51,4 million and continue to benefit from high EUR short term rates and further expansion of the customer base.
- Net fee & commission income slightly decreased (-2,2%), due to technical effects from subsidiaries and to a time lag in retrocession payments compared to last year. Head office accounts for an increase of EUR +4,3 million over S1 2024 (mainly Private Banking).
- Other income decreased by 13,8 mln, mainly due to hedging of financial instruments (economic hedges classified for accounting purposes as held for trading).
- Operating expenses decreased by EUR 7,1 million (- 2,9%), mainly driven by a decrease in the contribution to the deposit guarantee scheme & Single Resolution Fund.
- Net allowances for impairments and provisions decreased by 24,1 mln (EUR -27,7 million versus EUR -51,8 million in 2023). We expect increasing impairments in S2 2024.
- Net Income for S1 2024 amounted to EUR 251,9 million (after minority interests), up by +14,5% from S1 2023 profit of EUR 220 million.

(1) Consolidated data as of 30/06/2023 and 30/06/2024. Totals may differ slightly due to rounding.

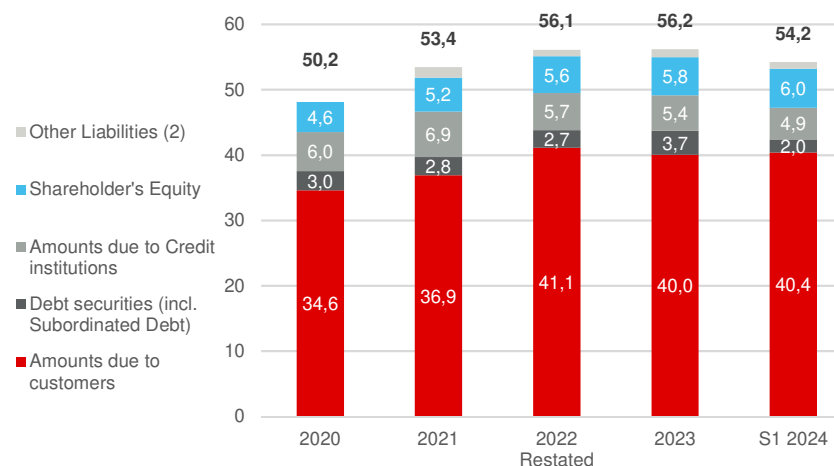


Financial Performance – Balance sheet (*)

Asset mix in EUR billion



Liability mix in EUR billion



(1) Other Assets; Tangible & Intangible Assets, Taxes

(2) Other Liabilities; Pension Fund Liabilities; Taxes; FVPL Fin.Liabilities, Derivatives, Provisions

- Loans & advances to customers increased by EUR 0,32 billion (+1,2%) in S1 2024. Loan origination activity has increased, but remains below 2022 levels on the retail segment. Growth is mainly driven by Corporate & public sector.
- Fixed Income securities recognised at amortised cost remained stable (EUR 14,82 billion). Spuerkeess has a prudent investment strategy.
- Loans to financial institutions decreased by EUR 0,17 billion (driven by unsecured loans). Fewer market opportunities to reinvest excess cash.
- Cash & Cash Equivalents decreased by EUR -2,1 billion (-26,6%), mainly cash deposited with central bank. Decrease reflects the decrease of CP issuances on the liability side.

- Amounts due to customers increased by EUR 0,31 billion (+0,8%), mainly driven by retail deposits.
- Deposits migration from current and savings accounts towards term deposits and Retail EMTNs has started to decrease in S1 2024.
- Amounts due to credit institutions decreased by EUR 0,55 billion (-10,1%).
- Debt issuances decreased by EUR 1,54 billion (-40,2%), mainly driven by a decrease in Commercial Papers (CPs).
- Shareholder Equity continued to grow (+0,14 billion / +2,3%).

(*) Consolidated Balance sheet data as of 31/12/2020, 31/12/2021, 31/12/2022, 31/12/2023 and 30/06/2024. Totals may differ slightly due to rounding.



3. Guidelines for Profit Distribution





Guidelines for Profit Distribution

The Board of Directors of Spuerkeess, in its meeting of July 13th 2022, set the following guidelines for its yearly proposal on profit distribution to the Government Council for approval. Reinforcement of equity capital to guarantee an appropriate level of regulatory capital to support the evolution of the Bank's activities are key considerations of these guidelines to set the level of profit to be distributed to the State of Luxembourg.

- A proposal for a profit distribution in a range between 25% and 50% of net profit in annual accounts is targeted if:
 1. the Bank's own funds' ratio is equal to or greater than 20%;
 2. the Bank's CET1 ratio is equal to or greater than 18%;
 3. The Bank's stressed own funds' ratio remains equal to or greater than 15% after applying a stress scenario of a depreciation of the Bank's fair value accounting assets;

and considering, among others, the background of the prevailing macro-economic scenario and the Bank's budget forecasts and multiannual estimates.

- The range for profit distribution needs to be reassessed on a case by case basis if one or more of the preconditions set by the guidelines are not fulfilled.
- These guidelines will be reviewed once the Basel IV framework will come into effect.





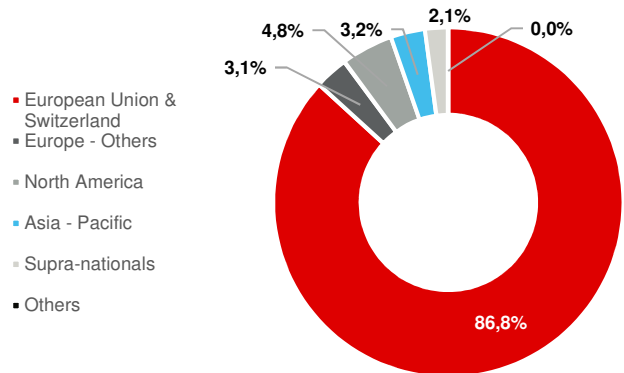
4. Asset Quality



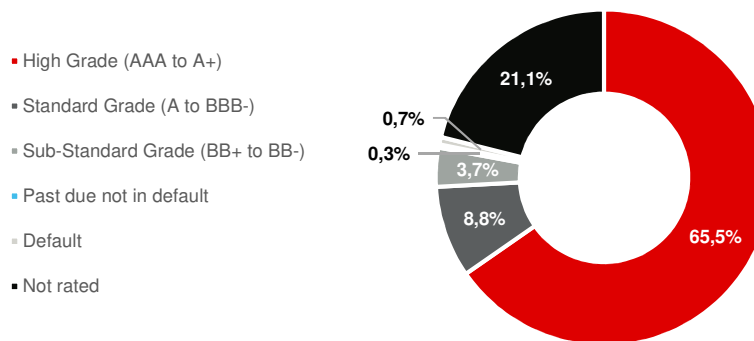


Asset Quality –2023 Exposure (no update as of 30/06/2024) ⁽¹⁾

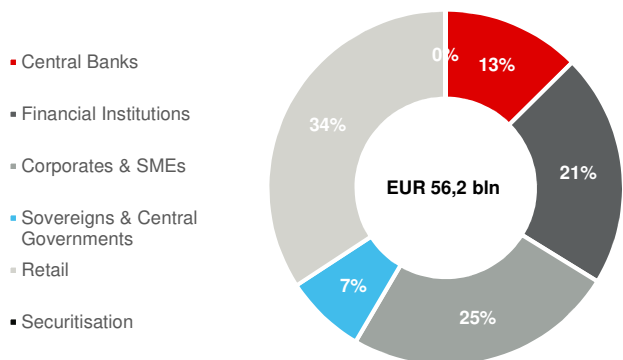
Exposure by geographic region



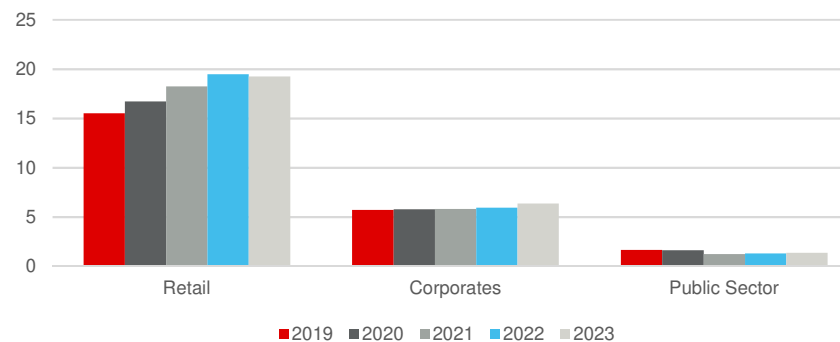
Exposure by Risk class



Exposure by Counterparty category



Loans & advances at amortised cost - Customers (EUR billion) ⁽²⁾



(1) Asset Exposure breakdown – Consolidated balance sheet data as of 31/12/2023

(2) Loans and advances to customers - Amortised cost – Consolidated balance sheet data as of 31/12/2023



Asset Quality – Performance

| IFRS Stage | Impairment of Loans and Advances - Customers (in EUR million) | 2019 | 2020 | 2021 | 2022 | 2023 | S1 2024 | S1 2024 coverage ratio |
|------------|---|---------------|---------------|---------------|---------------|---------------|---------------|------------------------|
| Stage 1 | Retail | 2,8 | 2,8 | 4,3 | 11,6 | 12,3 | 13,4 | 0,08% |
| | Corporate | 15,6 | 35,9 | 25,4 | 29,8 | 30,6 | 26,8 | 0,56% |
| | Public Sector | 0,06 | 0,13 | 0,07 | 0,1 | 0,5 | 0,4 | 0,03% |
| Stage 2 | Retail | 16,2 | 12,5 | 17,5 | 26,4 | 44,4 | 45,1 | 2,40% |
| | Corporate | 9,7 | 22,2 | 16,5 | 33,3 | 39,8 | 52,6 | 3,31% |
| | Public Sector | 0 | 0 | 0 | 0,1 | 0,1 | 0,1 | 0,22% |
| Stage 3 | Retail | 12,2 | 11,3 | 10,6 | 16,0 | 53,1 | 65,6 | 19,66% |
| | Corporate | 55,9 | 38,8 | 38,2 | 38,1 | 96,9 | 99,5 | 30,29% |
| | Public Sector | 0 | 0 | 0 | 0 | 0 | 0,0 | n.a. |
| | Total Impairment | 112,5 | 123,6 | 112,6 | 155,4 | 277,5 | 303,6 | 1,10% |
| | Outstanding amounts covered by provisions | 22.970 | 24.223 | 25.359 | 26.861 | 27.245 | 27.596 | |

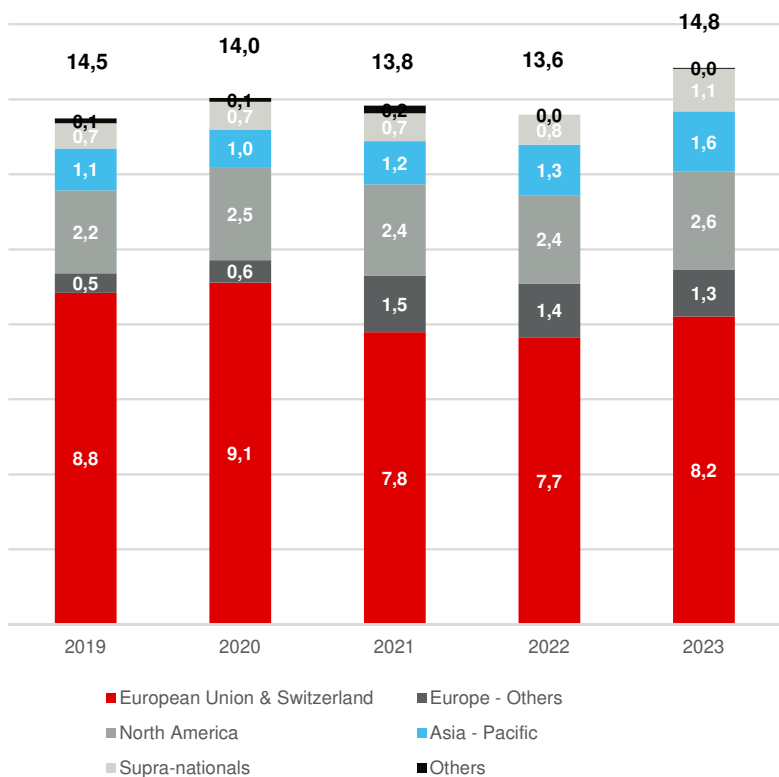
▪ EUR short term rates have decreased ahead of the first interest rate cut by the ECB in June, while medium/long term swap rates have stabilized after a strong decrease in Q4 2023. Refinancing conditions for clients remained constrained over S1 2024. Economic outlook has been slightly better over the first half of 2024 (esp. slowdown in inflation), but geopolitical uncertainty remains high. Spuerkeess has further increased impairments (at a more moderate pace compared to S1 2023), in anticipation of possible financial stress for some client segments.



Asset Quality – 2023 Investment Portfolio (no update as of 30/06/2024)

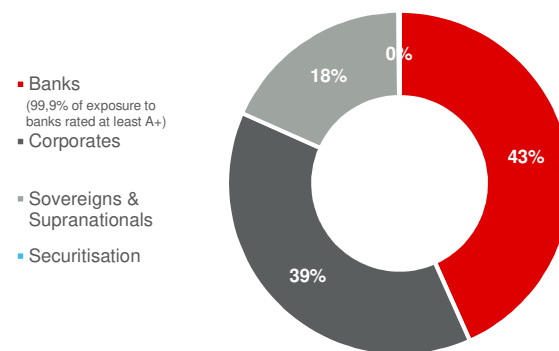
(1)

Exposure by Geographical region - Investment Portfolio in EUR billion

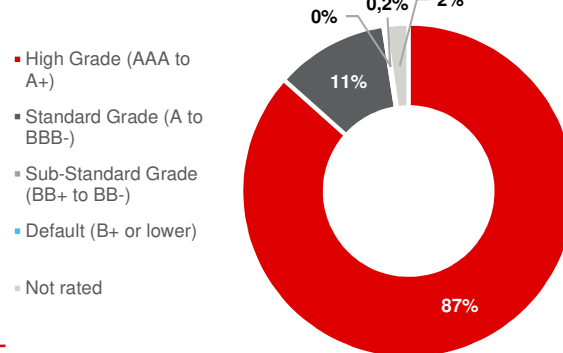


- Outstanding Fixed Income securities recognised at amortised cost amount to EUR 14,83 billion as of 31/12/2023 (EUR +1,24 billion compared to 2022). Financial instruments recognised at amortised cost represent 81% of total financial instruments, while the other 19% are measured at fair value (OCI/P&L).
- Strong Credit Quality of the Fixed Income portfolio remained a priority in 2023 and has further increased.

Exposure by Sector - Investment portfolio




Exposure by Risk class - Investment portfolio



(1) Fixed Income securities recognised at amortised cost



5. Solvency & Liquidity



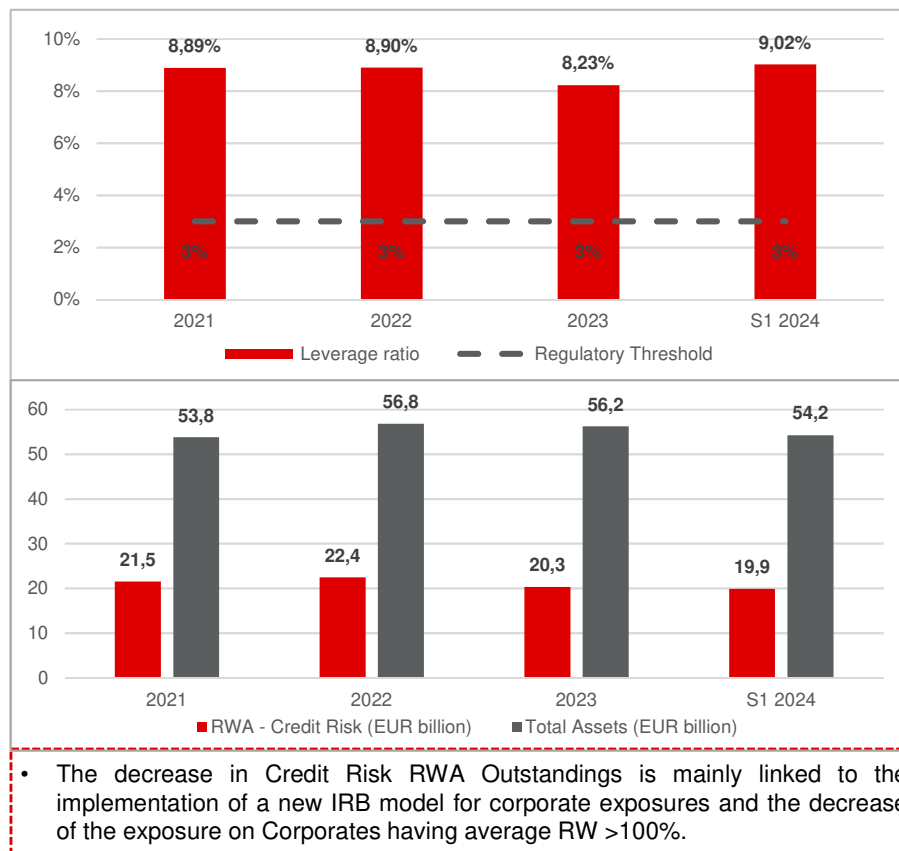


Solvency & Liquidity – Capital position^(*)

(*) Solvency & Liquidity information based on non-consolidated balance sheet data

| Figures in EUR billion | 2021 | 2022 | 2023 | S1 2024 |
|-------------------------------------|--------------|--------------|--------------|--------------|
| Total Capital ⁽¹⁾ | 5,036 | 5,251 | 4,816 | 5,128 |
| Common Equity Tier 1 | 5,027 | 5,251 | 4,816 | 5,128 |
| Total Capital as % of Total Assets | 9,4% | 9,2% | 8,6% | 9,5% |
| Risk Exposure ⁽¹⁾ | | | | |
| Total Weighted Risk Exposure | 23,25 | 23,91 | 22,11 | 21,67 |
| Solvency ratios | | | | |
| CET 1 ratio | 21,62% | 21,96% | 21,78% | 23,67% |
| Total capital ratio | 21,66% | 21,96% | 21,78% | 23,67% |

(1) Non-consolidated data Pillar III disclosures. Totals may differ due to rounding.



Total Regulatory capital increased by EUR 313 million in S1 2024. The increase is mainly explained by:⁽²⁾

- + 281 million added to reserves (2023 profit after distribution);
- + 50 million linked to a decrease in the prudential filter on non-liquid participations;
- +15 million in defined benefit pension plans (actuarial gain);
- - 27 million in revaluation reserves on strategic holdings.

- The decrease in Credit Risk RWA Outstandings is mainly linked to the implementation of a new IRB model for corporate exposures and the decrease of the exposure on Corporates having average RW >100%.

(2) Non-consolidated balance sheet data and Pillar III EU CC1 report as of 31/12/2023 and 30/06/2024. 2024 net profit not yet added to Regulatory capital.



Solvency & Liquidity – Liquidity position

HQLA PORTFOLIO⁽¹⁾

14,3

EUR billion as of 30/06/2024

Cash deposited at Central Banks⁽²⁾

5,0

EUR billion as of 30/06/2024

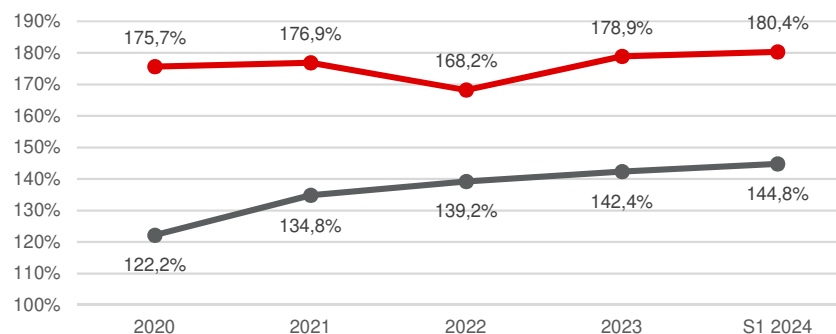
Loan-to-Deposit⁽³⁾

68%

as of 30/06/2024

(1) LCR report C.72 as of 30/06/2024
 (2) Consolidated Balance sheet data as of 30/06/2024
 (3) Customer Loans to Customer deposits from Consolidated Balance sheet data as of 30/06/2024

LCR & NSFR

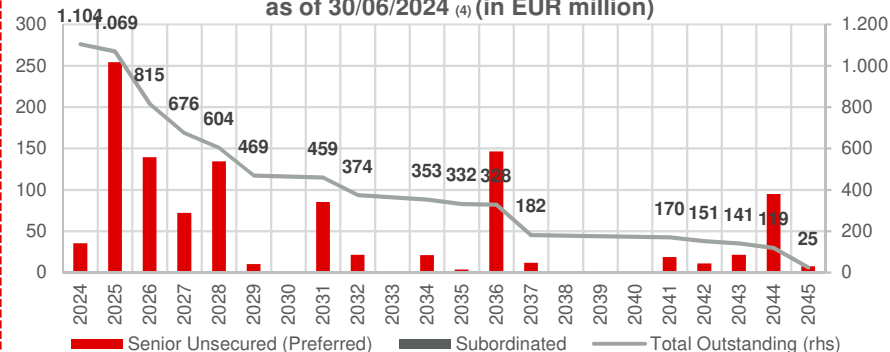


● Liquidity Coverage ratio ● Net Stable Funding ratio

Spurkeess has a stable and diversified liability base, notably in the form of a :

1. Solid customer deposit base (Retail; Corporate-SME; Public sector); non wholesale funding represents 80% of the liability base as of 30/06/2024
2. Wholesale customer deposit base (Institutional and interbank funding)
3. Commercial Paper Programme – Maximum outstanding of USD 8 billion
 - Euro Commercial Paper (ECP) – USD 5 billion - rating A-1+/P-1
 - US Commercial Paper (USCP) – USD 3 billion - rating A-1+/P-1
4. EMTN Programme – Maximum outstanding of USD 8 billion⁽⁴⁾
 - Senior Preferred Debt (AA+ / Aa3)
 - Senior Non Preferred Debt
 - Subordinated Debt (A3)

EMTN debt - contractual maturity profile as of 30/06/2024⁽⁴⁾ (in EUR million)



(4) No Subordinated Notes outstanding as of 30/06/2024. Issuances in 2024 continue to focus on Senior Preferred Notes.



Solvency & Liquidity – Credit Ratings

S&P Global Ratings

| | |
|---------------------------------|--------|
| <i>Long Term Issuer Credit</i> | AA+ |
| <i>Short Term Issuer Credit</i> | A-1+ |
| <i>Outlook</i> | Stable |

MOODY'S INVESTORS SERVICE

| | |
|----------------------------------|--------|
| <i>Long Term Deposit rating</i> | Aa2 |
| <i>Short Term Deposit rating</i> | P-1 |
| <i>Outlook</i> | Stable |





6. Sustainability





Sustainability – Our ambition⁽¹⁾

- One of the main pillars of our “Spuerkeess 2025” strategic plan is to act as a *transition enabler*. Our ambition is to raise awareness among our customers (lenders and investors) and support them in their projects towards a more sustainable economy and, with regard to climate change, to improve their resilience to climate risks (risk mitigation).
- In order to achieve our ambitions, and based on the results of our materiality analysis, our strategy and the Sustainable Development Goals, we have defined relevant issues or priorities to focus our efforts on. These priorities are necessary to achieve our strategic objectives but also to address the concerns of our stakeholders.

Our priorities are the following:

1. **Our impact on climate**
2. **Our human capital**
3. **Customer centricity**
4. **Biodiversity**
5. **Community**
6. **Business ethics**

- Spuerkeess will continue to encourage the stakeholders within its sphere of influence to gradually shift towards new business models and become more sustainable companies.

(1) Sustainable Development Report 2023





Sustainability – Performance highlights 2023⁽¹⁾

Inputs

Outcome 2023

| CORPORATE OPERATIONS | | | BANKING ACTIVITIES | | | COMMUNITIES | | |
|--|--|--|--|---|---|---|--|---|
| Governance | Human resources | Facility management | ESG integration into products & services | Access to finance | Stakeholders | Financial inclusion | Social engagement | |
| <p>AA+ S&P Credit Rating</p> <p>43 bln€ Clients deposits</p> <p>1.071 mln€ Of Value created (Bank margin)</p> <p>48% Of value distributed to our stakeholders</p> <p>42% Of Value created (Bank margin)</p> | <p>4,60% Turnover rate (without retired employees) compared to 2022: 4,67%</p> <p>4,36% Absenteeism compared to 202: 4,36%</p> <p>31,40 (+47,5%) Training hours per employee</p> <p>19,07% Share of women in positions of hierarchical responsibility (compared to 2022 : 18,61%)</p> <p>17 Different nationalities</p> | <p>-53% Energy consumption compared to 2008 (headquarters)</p> <p>-47% Gas consumption compared to 2008 (headquarters)</p> <p>-20,4% Scope 1 Carbon footprint compared to 2022</p> <p>1,02 Tons of CO2e/FTE Carbon footprint (scope 1 & 2)</p> | <p>2.843 ESG Questionnaires completed</p> <p>207 mln€ Green AuM and Discretionary Management</p> <p>80% of the investment universe to which the Investment advice refers are assets classified Article 8 or 9</p> | <p>50,5 mln€ of low carbon vehicles financing & leasing granted</p> <p>82 mln€ projects related to renovation and renewable energies granted</p> <p>54% share of annual funding in favour of emissions reduction</p> | <p>27 bln€ Loans granted in the economy (-2,8% compared to 2022)</p> <p>4.572 New home loans of which 1.719 first homes</p> <p>211,5 mln€ Granted to Social impact financing (+16,5% compared to 2022)</p> <p>537 NYUKO- Entrepreneurs given support</p> <p>2.181 students loans granted</p> | <p>+42 Client Satisfaction: Best Net Promoter score among Luxembourgish banks</p> <p>4 Meetings with our Scientific Advisory Board to develop our climate-risks strategy and trajectory</p> | <p>>20 Webinars and workshops to enhance financial literacy</p> <p>3 Languages translation for our marketing communication (LU, FR, DE)</p> | <p>309 Community projects supported</p> <p>4.408 Visitors of art expositions in our infrastructures</p> |



(1) Sustainable Development Report 2023




Key takeaways



Key takeaways

- #1 Retail Bank in Luxembourg
- Strong capital position: 100% owned by the State of Luxembourg since its foundation
- Very strong credit ratings: AA+ rating by S&P and Aa2 rating by Moody's
- "Best Bank" & "Sustainable Finance" awards in Luxembourg (Global Finance magazine 2024)
- Digital banking leader in Luxembourg through constant digital innovation; excellent digital banking ranking among its peers on an European level
- Solid non-wholesale customer deposit base representing up to 80% of total liabilities (as of 30/06/2024)
- Overall results demonstrating Spuerkeess' resilience and flexibility to react to economic challenges in 2023





Appendix





Governance – Supervisory Board **Board of Directors (as of June 2024)**

31

Chairperson

Camille Fohl

Vice-Chairperson

Simone Delcourt

Board Members

Nima Ahmadzadeh

Bettina Blinn

Marie-Paule Gillen-Snyers

François Thill

Jean-Pierre Zigrand

Staff Representatives

Carmen Jaffke

Marilène Marques



Governance – Management Board Executive Committee (as of June 2024)

32

| | |
|--|-----------------|
| <i>Chief Executive Officer</i> | Françoise Thoma |
| <i>Deputy CEO and Chief Operating Officer</i> | Aly Kohll |
| <i>Chief Financial Officer</i> | Doris Engel |
| <i>Chief Commercial Officer</i> | Romain Wehles |
| <i>Chief Risk Officer</i> | Olivier Wantz |



Glossary





Glossary – List of acronyms and specific terms

| Acronym | Definition |
|---------|---|
| CET 1 | Common Equity Tier 1 |
| ECP | European Commercial Paper |
| ECB | European Central Bank |
| EMTN | European Medium Term Notes |
| ESG | Environmental, Social and Governance |
| FV | Fair-Value |
| HQLA | High Quality Liquid Assets |
| IFRS | International Financial Reporting Standards |
| LGR | Liquidity Coverage Ratio |
| NPE | Non-Performing Exposures |
| NSFR | Net Stable Funding Ratio |

| Acronym | Definition |
|---------|---|
| OCI | Other Comprehensive Income |
| O-SII | Other-Systemically Important Institution |
| RWA | Risk Weighted Assets |
| SME | Small and Medium Enterprises |
| SNP | Senior Non Preferred |
| SP | Senior Preferred |
| TLTRO | Targeted Long Term Refinancing Operations |
| UCI | Undertaking for Collective Investments |
| UN | United Nations |
| USCP | United-States Commercial Paper |

Contacts

Doris Engel
Member of the Executive
Committee and
Chief Financial Officer
T : (+352) 4015-2000
d.engel@spuerkeess.lu

Marc Schabo
Vice President & Head of
Business Unit – Accounting,
Reporting & Controls
T : (+352) 4015-2561
m.schabo@spuerkeess.lu

Claude Origer
Senior Vice President & Member
of Extended Management -
Global Markets
T : (+352) 4015-5201
c.origer@spuerkeess.lu

Sébastien Caspar
Funding Desk
Financial Markets
T : (+352) 4015-5256
s.caspar@spuerkeess.lu



Thank you



1, Place de Metz
2954 Luxembourg



4015-1



[SPUERKEESS.LU](https://www.spuerkeess.lu)

Copying, distributing or any other unauthorised use of the content of this presentation without the express prior written consent of Spuerkeess is strictly prohibited. Neither this presentation nor anything in it shall form the basis of any agreement or commitment. This presentation is not, and nothing in it should be construed as an individual or general offer, invitation or recommendation.