

## Using S-Net for the first time with a LuxTrust Signing Server Token certificate

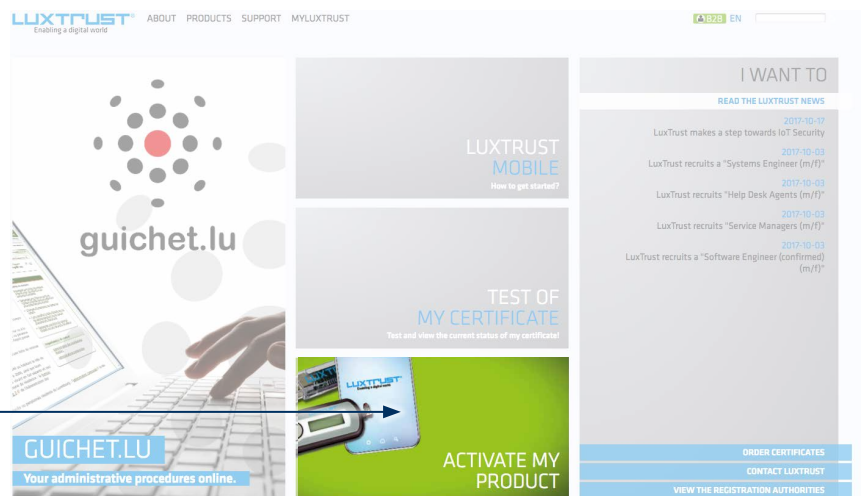
Madam,  
 Sir,  
 Dear Customer,

Please find attached your LuxTrust Signing Server Token together with activation instructions. Before using the Token to access S-Net or any other application requiring LuxTrust identification, you must first activate the Token online on the LuxTrust website. This is a one-time procedure. Please have your Token ready as well as the SMS/letter\* containing the access codes you received from LuxTrust after ordering the Token. We recommend that you keep your LuxTrust access codes in a safe place until expiry of the Token.

Visit the website:

<https://www.luxtrust.lu>

and click on "Activate my product".



- 1 > Click on the Signing Server Token image.  
 > Follow the instructions.

[MyLuxTrust](#) > Certificate activation

### Certificate activation

All LuxTrust products need to be activated before being used for the first time.

Select device



- 2 > Enter the User ID you received via from LuxTrust.  
 > Click on "Next".

[MyLuxTrust](#) > Certificate activation

### Certificate activation

All LuxTrust products need to be activated before being used for the first time.

Please enter your User ID

ABCD1234

Next



LuxTrust Codes:  
 LuxTrust Serial Number:  
 40000 2093 2538  
 User ID: ABCD1234  
 Password: 123456  
 Challenge: 123456



LuxTrust Serial Number:  
 40000 2093 2538  
 USER ID: ABCD1234

\* depending on the option you chose when placing your order

3


- › Enter:
  - the initial password you received from LuxTrust;
  - a new personal password, 6 to 10 alphanumeric characters long, and confirm.
- › Click on "Next".

[MyLuxTrust](#) > Certificate activation

## Certificate activation

All LuxTrust products need to be activated before being used for the first time.

Password	Challenge questions	Validation
<b>Change the initial Password</b>		
Choose a new password (between 6 and 10 characters).		
User ID :	ABCD1234	
Initial Password :	XXXXXX	
New personal Password :	XXXXXX	
Confirm new personal Password :	XXXXXX	
		Next



4


- › Enter the 6-to 10-character personal password that you set on the previous screen.
- › Press the button on your LuxTrust Token and enter the 6-digit code displayed (OTP).
- › Click on "Authenticate".

[MyLuxTrust](#) > Certificate activation

## Certificate activation

All LuxTrust products need to be activated before being used for the first time.

Password	Challenge questions	Validation
User ID :	ABCD1234	
New personal password :	XXXXXX	
OTP :	123456	
		Authenticate



5

- › Complete the three identification questions.
- › Click on "Next".

[MyLuxTrust](#) > Certificate activation

## Certificate activation

All LuxTrust products need to be activated before being used for the first time.

Password	Challenge questions	Validation
<b>Enter Challenge questions (identification questions)</b>		
Select your challenge questions and answer them.		
The challenge Questions enable us to identify you on the telephone when calling our Customer Service Desk.		
Question 1	XXXXXX	
Answer 1	XXXXXX	
Question 2	XXXXXX	
Answer 2	XXXXXX	
Question 3	XXXXXX	
Answer 3	XXXXXX	
		Previous Next

6

Once the status of the signing certificate is "Activated", the activation process is complete. You can leave the LuxTrust website and use your Token with S-Net or any other application requiring the LuxTrust identification.

[MyLuxTrust](#) > Certificate activation

## Certificate activation

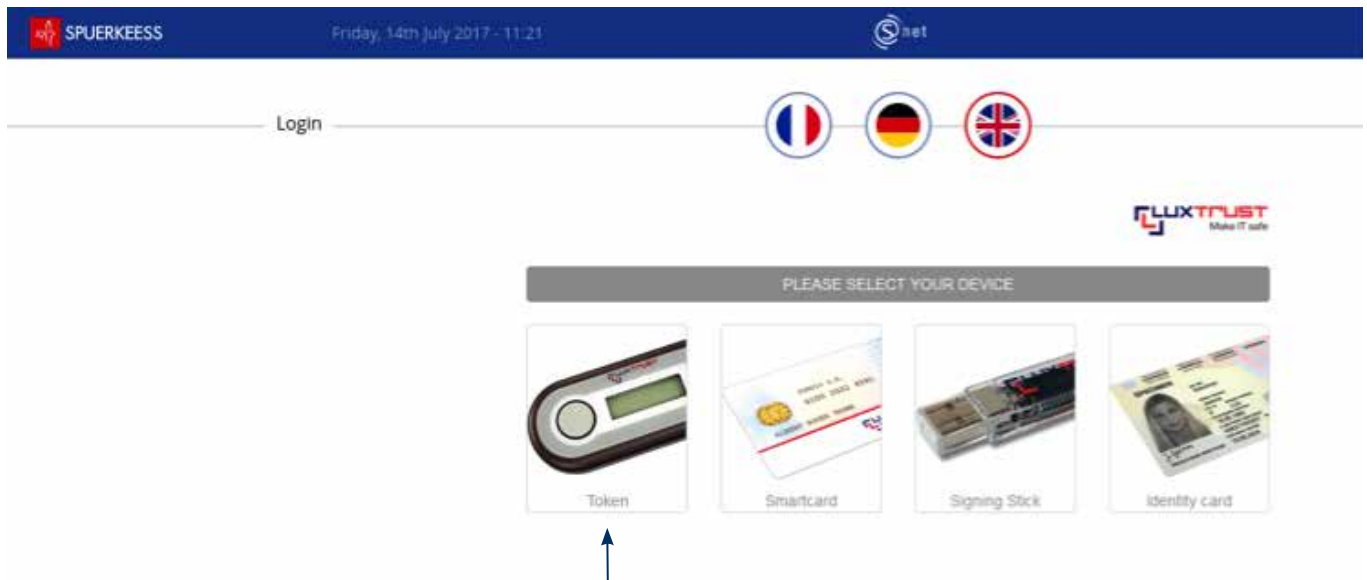
All LuxTrust products need to be activated before being used for the first time.

Summary	
Status of signature certificate	✓ Activated

7

Once you have activated your Signing Server Token on the LuxTrust website:

- › enter the URL [www.snet.lu](http://www.snet.lu) to connect to S-Net;
- › select your language on the Welcome page;
- › select the LuxTrust Token as an authentication method and follow the instructions.



8

›Enter:

- the User ID you received from LuxTrust (your initials + 4 digits);
  - the **new personal password** you set when activating your Signing Server Token on the LuxTrust website;
  - the 6-digit code (OTP) displayed when you press the button on your Token.
- › Click on "Authenticate".



9

- › Enter your identification number, which can be found in the upper-left corner of your "S-Net Agreement" (7 digits) (not to be confused with your LuxTrust User ID).
- › Click on "Next".

SPUERKEESS Friday, 14th July 2017 - 11:22 S-net

Login

S-NET IDENTIFICATION NUMBER  
XXXXXXX

Please enter your S-net id. number.

Next

- BCEE never contacts its customers via unsecure Internet e-mail, or via phone, in order to ask for personal and confidential data.
- Protect your PC with the help of a firewall and protection software, permanently kept updated.
- The letters 'https' at the beginning of an Internet address indicate that a secured website is being used.
- The website [www.cases.lu](http://www.cases.lu) contains numerous information and recommendations for a responsible use of the Internet.

10

You are now connected to S-Net. For all future access to S-Net, you only need to follow the steps 7 to 10 (at step 10, the S-Net identification number is displayed automatically).

You can contact **Helpdesk e-Banking**



Mo-Fr (7 a.m. - 7 p.m.)



(+352) 4015-1



[sdi@spuerkeess.lu](mailto:sdi@spuerkeess.lu)



**SPUERKEESS**

Banque et Caisse d'Épargne de l'Etat, Luxembourg, établissement public autonome  
1, Place de Metz, L-2954 Luxembourg, R.C.S. Luxembourg B30775